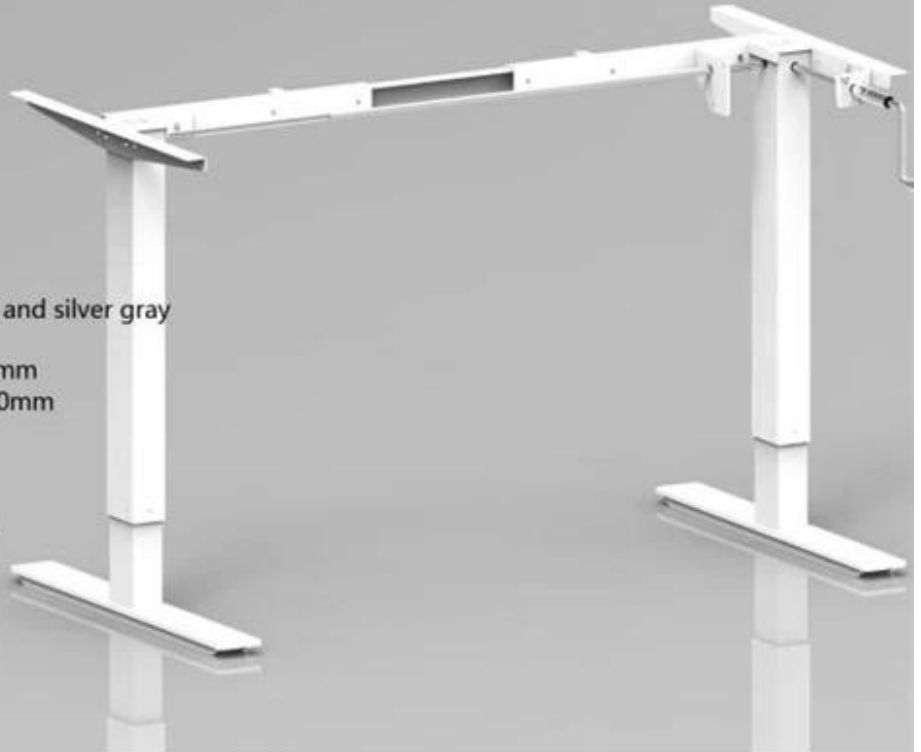


S5 Crank Hand crank desk frame

Waltz professional For Health
Hand crank desk frame

Features

- 2 legs / Hand crank
- Colours can choose Black, White and silver gray
- Lifting range from 680mm-1160mm
- Frame adjust from 1100mm-1600mm
- Load capacity: 100kg / 220IBS
- Speed Max: 5mm per turn
- Feet length: 750mm /680mm



A6 SERIES

A6 SERIES Electric Height Adjustable Desk Frame



A6 SERIES INSTRUCTIONS FOR ASSEMBLY AND USE

! WARNINGS

Please provide this operation to any users, installers, or support personnel operating the product.
Inappropriate use of this product may cause property or bodily injury. Do not move around, crawl or lie under the desk frame. Do not sit or stand on the desk frame.
Check that no cables can get jammed.
The desk height is adjustable so that it can be positioned at the most ergonomically suitable height. The desks are designed only for the purposes included in this manual. They should not be used in environments with high humidity or dampness.

A6 series parameter instructions

Electric Control Part :
 Input Voltage : AC 240V can use
 Output Voltage : DC 24V
 Duty Cycle : Max.10%
 Switch power supply,low energy consumption
 Manual device can move and long press


Desk frame part:
 Built-in limit switch
 Dynamic load : 120KG
 The maximum static load : 140KG
 Load speed : 30mm/s
 Lift range : 620mm-1270mm
 The length of the adjusting range : 1100mm-1600mm

Other part:
 Packing Size : 1080*270*325mm 1Set
 Gross Weight : 41KG

Safety and warnings

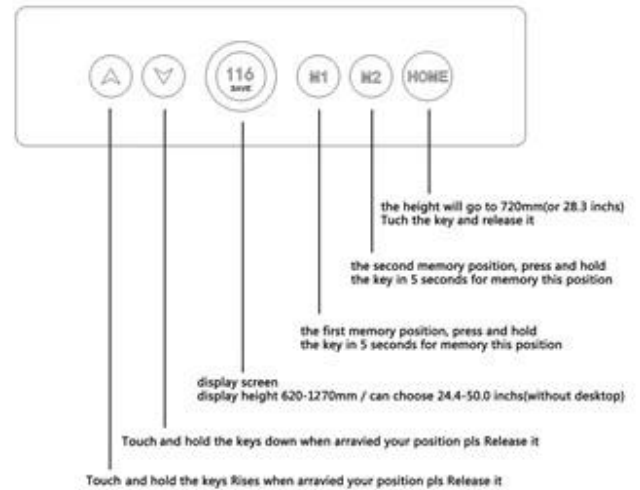
This appliance can be used by children aged from 8 years and above and persons with reduced physical, sensory or mental capabilities or lack of experience and knowledge if they have been given supervision or instruction concerning use of the appliance in a safe way and understand the hazards involved. Children shall not play with the appliance. Cleaning and user maintenance shall not be made by children without supervision.

Correct Disposal of this product



This marking indicates that this product should not be disposed with other household wastes throughout the EU. To prevent possible harm to the environment or human health from uncontrolled waste disposal, recycle it responsibly to promote the sustainable reuse of material resources. To return your used device, please use the return and collection systems or contact the retailer where the product was purchased. They can take this product for environmental safe recycling.

Ergo Zero Console Instruction



Mode of operation

1. Lightly touch up/down button and hold the key to rise and low the desk height
2. Press HOME button quickly release to certain height 720mm(without desktop) to the normal desk height
3. M1,M2 press and hold the key in 5 seconds, and sounds "Bip" just memory this position. Press and quickly release will arrange your memory position.
4. 30S no touch any button, display screen and all light shot down.
5. After display screen shot down into locked, M1/M2,HOME can't use anyway, you should touch up or down frist, it can be use when the display screen light up.
6. Installation method have 2 types, if you want to amount on the desktop, The size of the hole should cut at your left or right.

