

A6 SERIES Dual-motor Three sections



A6 Series

Perfect the details of the design
Limit switch in the columns and different controlner
Exclusive patent design for details
More convenient to tear open outfit
Capacitive Touch screen memory handset, Apple LCD

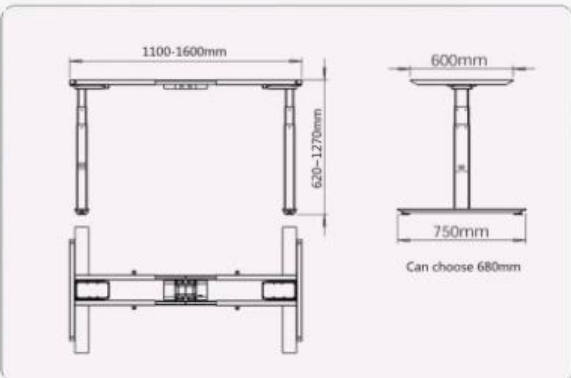
waltz
Professional For Health

A6 Series Dual-motor Three sections

2 legs / 2 motors
Super mute motor synchronization control system
Colours can choose Black,White and silver gray
Limit Switch inside
Touch screen memory handset

Lifting range from 620mm-1270mm
Frame adjust from 1100mm-1600mm
Load capacity: 120kg / 265IBS
Full load Speed: 30mm/s

Input Voltage : AC 90V~230V can use
Output Voltage : DC 24V
Duty Cycle : Max.10%
Run into obstacles will stop



Other part:
Packing Size : 1080*270*325mm
Gross Weight : 40KG



Underdesk installing

Desktop installing



116 cm M1 M2 HOME



Mounting holes on the side ,
easy to fix



Round display screen
display screen
display height 620-1170mm / can choose 24.4-50.0 inches(without desktop)



- Lightly touch up/down button and hold the key to rise and low the desk height
- Press HOME button quickly release to certain height 720mm(without desktop) to the normal desk height
- M1,M2 press and hold the key in 5 seconds, and sounds "Bi" just memory this position. Press and quickly release will arrange your memory position.
- 30S no touch any button, display screen and all light shot down.
- After display screen shot down into locked, M1/,M2,HOME can't use anyway, you should touch up or down frist, it can be use when the display screen light.
- Installation method have 2 types, if you want to amount on the desktop, The size of the hole should cut at your left or right.

A6 series parameter instructions

Electric Control Part :

Input Voltage : AC 110V /220V can use

Output Voltage : DC 24V

Duty Cycle : Max.10%

Switch power supply,low energy consumption

Manual device can move and long press

Desk frame part:

Built-in limit switch

Dynamic load : 120KG

The maximum static load : 140KG

Load speed : 30mm/s

Lift range : 620mm~1270mm

The length of the adjusting range : 1100mm~1600mm

Other part:

Packing Size : 1080*270*325mm 1Set

Gross Weight : 41KG

Safety and warnings

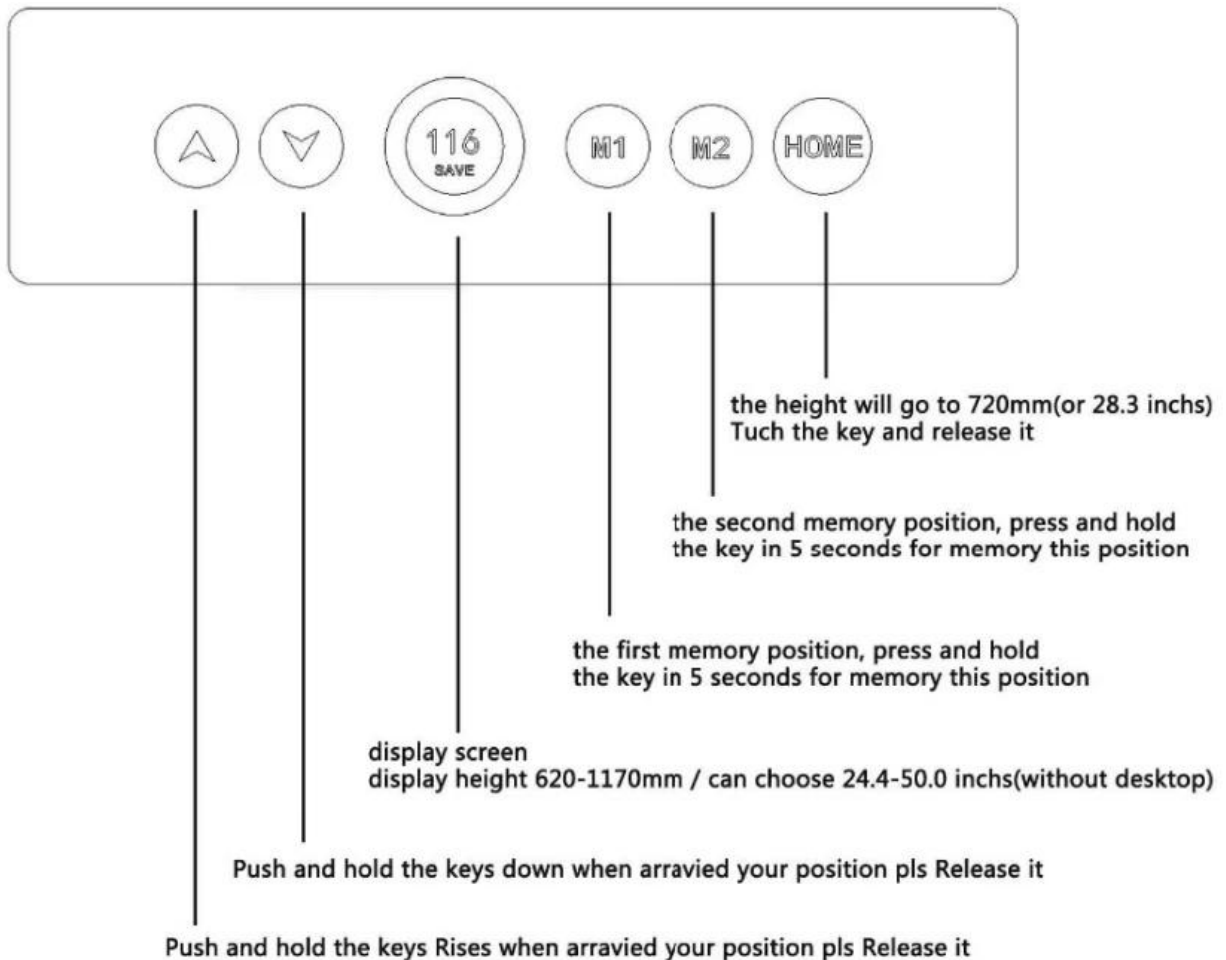
This appliance can be used by children aged from 8 years and above and persons with reduced physical, sensory or mental capabilities or lack of experience and knowledge if they have been given supervision or instruction concerning use of the appliance in a safe way and understand the hazards involved. Children shall not play with the appliance.Cleaning and user maintenance shall not be made by children without supervision.



Correct Disposal of this product


This marking indicates that this product should not be disposed with other household wastes throughout the EU. To prevent possible harm to the environment or human health from uncontrolled waste disposal, recycle it responsibly to promote the sustainable reuse of material resources. To return your used device, please use the return and collection systems or contact the retailer where the product was purchased. They can take this product for environmental safe recycling.

Ergo Zero Console Instruction



Mode of operation

1. Lightly touch up/down button and hold the key to rise and low the desk height
2. Press HOME button quickly release to certain height 720mm(without desktop) to the normal desk height
3. M1,M2 press and hold the key in 5 seconds, and sounds "Bi" just memory this position.
Press and quickly release will arrange your memory position.
4. 30S no touch any button, display screen and all light shot down.
5. After display screen shot down into locked, M1/,M2,HOME can' t use anyway, you should touch up or down frist, it can be use when the display screen light.
6. Installation method have 2 types, if you want to amount on the desktop, The size of the hole should cut at your left or right.



desktop amount type
the hole dimension



