
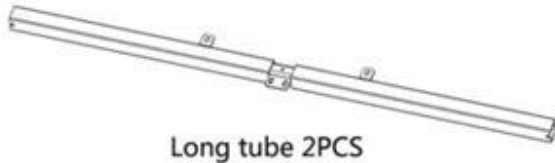



Legs 2PCS



Feet 2PCS



Long tube 2PCS



Horizontal tube 2PCS



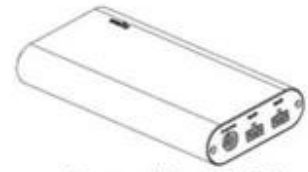
Fixed a controller  
1PCS



Motor wires 2PCS



Power connecting 1PCS



Control box 1PCS



M6X10 4PCS



M8X25 8PCS



M8X10 12PCS



Switch 1PCS

**Part drawing**

### A6 Series Dual-motor Three sections

2 legs / 2 motors  
Super mute motor synchronization control system  
Colours can choose Black, White and silver gray  
Limit Switch inside  
Touch screen memory handset

Lifting range from 620mm-1270mm  
Frame adjust from 1100mm-1600mm  
Load capacity: 120kg / 265IBS  
Full load Speed: 30mm/s

Input Voltage : AC 90V~230V can use  
Output Voltage : DC 24V  
Duty Cycle : Max.10%  
Run into obstacles will stop



Other part:  
Packing Size : 1080\*270\*325mm  
Gross Weight : 40KG



Desktop installing



Underdesk installing



Mounting holes on the side ,  
easy to fix



Round display screen  
display screen  
display height 620-1170mm / can choose 24.4-50.0 inches(without desktop)




- Lightly touch up/down button and hold the key to rise and low the desk height
- Press HOME button quickly release to certain height 720mm(without desktop) to the normal desk height
- M1,M2 press and hold the key in 5 seconds, and sounds "Bi" just memory this position. Press and quickly release will arrange your memory position.
- 30S no touch any button, display screen and all light shot down.
- After display screen shot down into locked, M1/,M2,HOME can't use anyway, you should touch up or down frist, it can be use when the display screen light.
- Installation method have 2 types, if you want to amount on the desktop, The size of the hole should cut at your left or right.

## Advanced Features

1. Slient and smooth for adjustable range;

2. Anti-collision function to prevent accidental damage;
3. Ease and effortless by sync electric system;
4. Flexible and customized choice for every customer;
5. Wide range of products, electric, manual crank;
6. Over 30,000 times test to ensure it being built safely and durable.
7. 100% re-inspect before packing, double check with quality.

## The parts of adjustable desk



## Finally Test

