

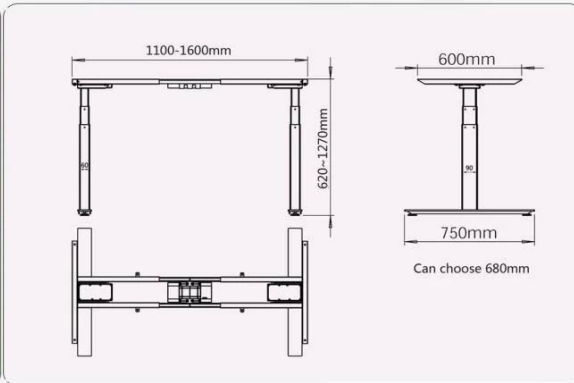
Farbe: Schwarz, weiß, silbergrau  
 Gute Qualität und besten Preis  
 Traden Bedingungen: FOB, EXW, CIF, CFR  
 sicher und langlebig.

**A6 Series Dual-motor Three sections**

2 legs / 2 motors  
 Super mute motor synchronization control system  
 Colours can choose Black, White and silver gray  
 Limit Switch inside  
 Touch screen memory handset

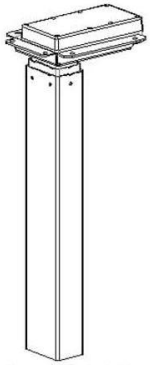
Lifting range from 620mm-1270mm  
 Frame adjust from 1100mm-1600mm  
 Load capacity: 120kg / 265IBS  
 Full load Speed: 30mm/s

Input Voltage : AC 90V~230V can use  
 Output Voltage : DC 24V  
 Duty Cycle : Max.10%  
 Run into obstacles will stop




Other part:  
 Packing Size : 1080\*270\*325mm  
 Gross Weight : 40KG

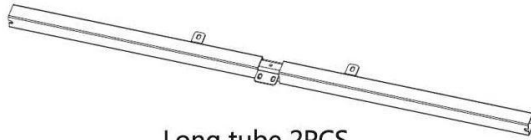




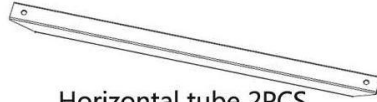
Legs 2PCS



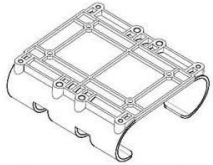
Feet 2PCS



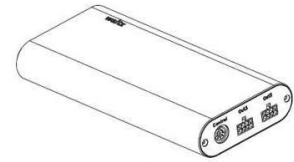
Long tube 2PCS



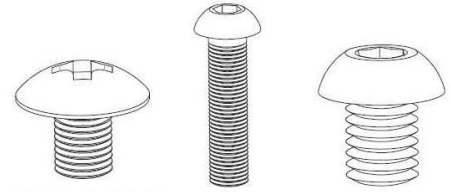
Horizontal tube 2PCS



Fixed a controller  
1PCS



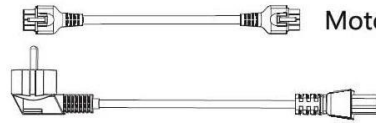
Control box 1PCS



M6X10 4PCS

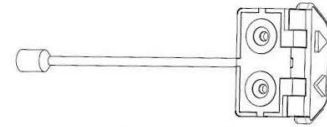
M8X25 8PCS

M8X10 12PCS



Motor wires 2PCS

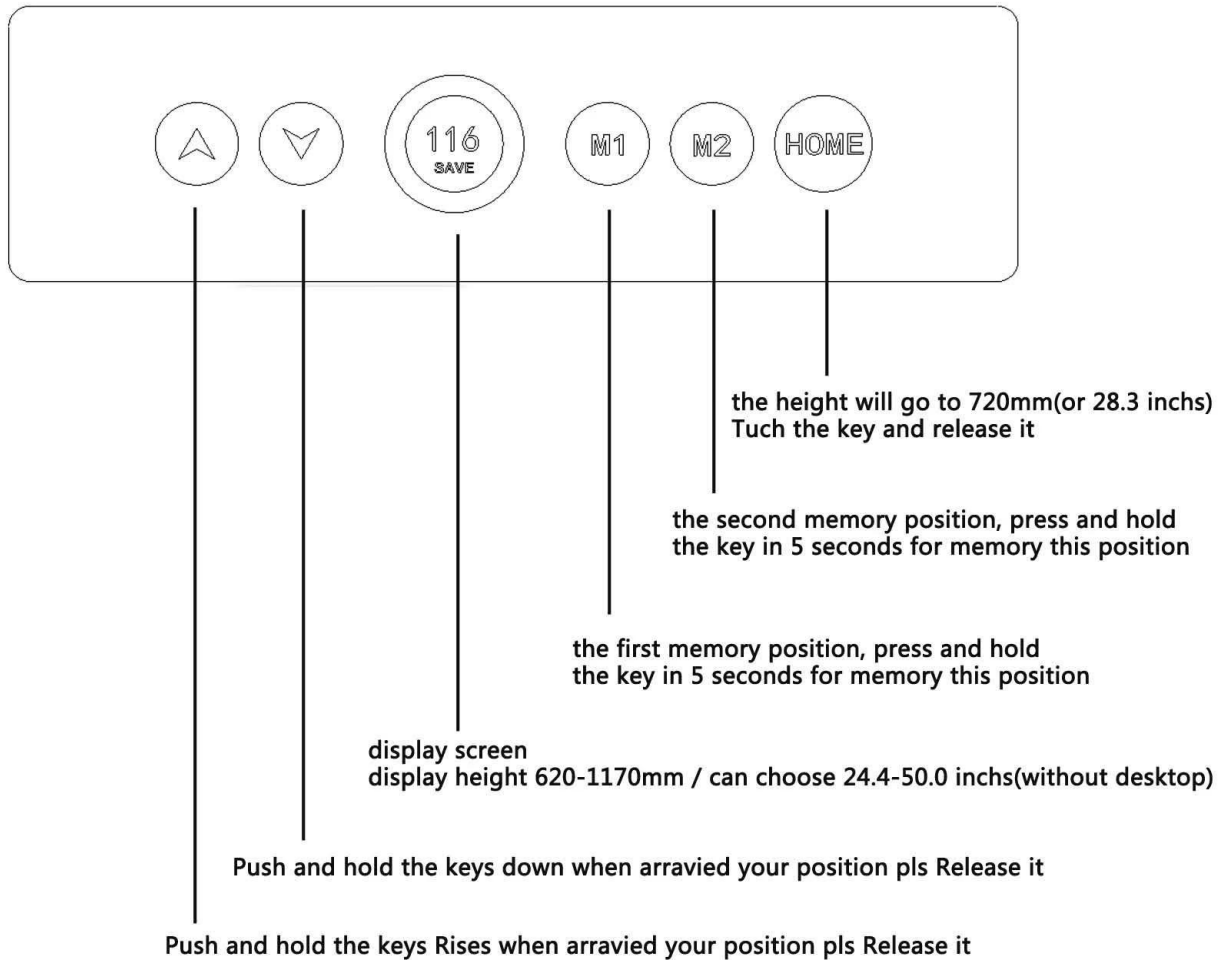
Power connecting 1PCS



Switch 1PCS

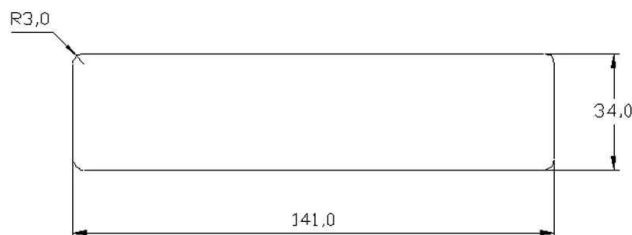
**Part drawing**

# Ergo Zero Console Instruction



## Mode of operation

1. Lightly touch up/down button and hold the key to rise and low the desk height
2. Press HOME button quickly release to certain height 720mm(without desktop) to the normal desk height
3. M1,M2 press and hold the key in 5 seconds, and sounds "Bi" just memory this position.  
Press and quickly release will arrange your memory position.
4. 30S no touch any button, display screen and all light shot down.
5. After display screen shot down into locked, M1/,M2,HOME can' t use anyway, you should touch up or down frist, it can be use when the display screen light.
6. Installation method have 2 types, if you want to amount on the desktop, The size of the hole should cut at your left or right.



desktop amount type  
the hole dimension