

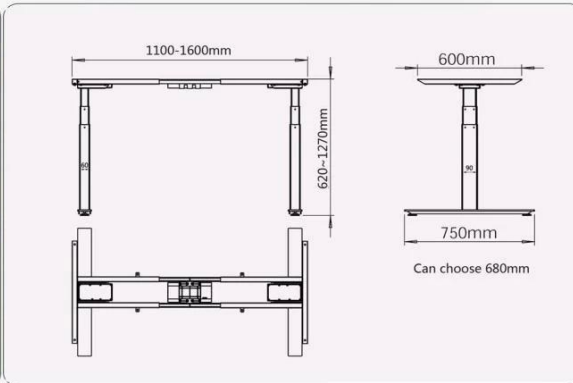
اللون: أسود، أبيض، رمادي فضي
نوعية جيدة وفضل الاسعار
شروط Traden:FOB, EXW, CIF, CFR
بأمان ودائم.

A6 Series Dual-motor Three sections

2 legs / 2 motors
Super mute motor synchronization control system
Colours can choose Black,White and silver gray
Limit Switch inside
Touch screen memory handset

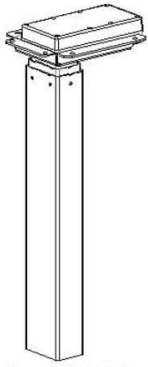
Lifting range from 620mm-1270mm
Frame adjust from 1100mm-1600mm
Load capacity: 120kg / 265IBS
Full load Speed: 30mm/s

Input Voltage : AC 90V~230V can use
Output Voltage : DC 24V
Duty Cycle : Max.10%
Run into obstacles will stop




Other part:
Packing Size : 1080*270*325mm
Gross Weight : 40KG

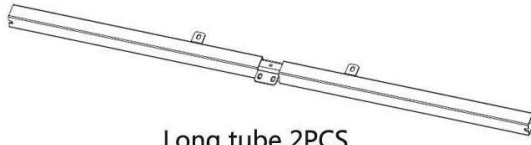




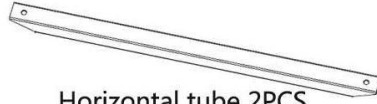
Legs 2PCS



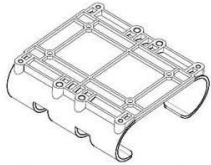
Feet 2PCS



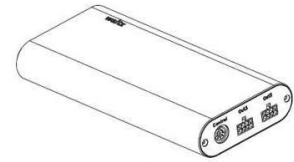
Long tube 2PCS



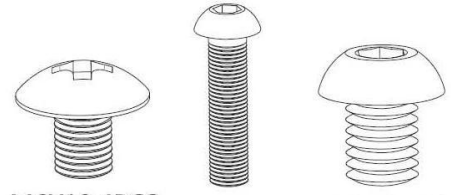
Horizontal tube 2PCS



Fixed a controller
1PCS



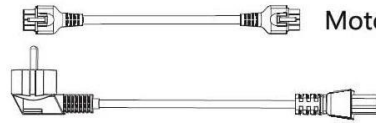
Control box 1PCS



M6X10 4PCS

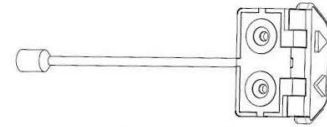
M8X25 8PCS

M8X10 12PCS



Motor wires 2PCS

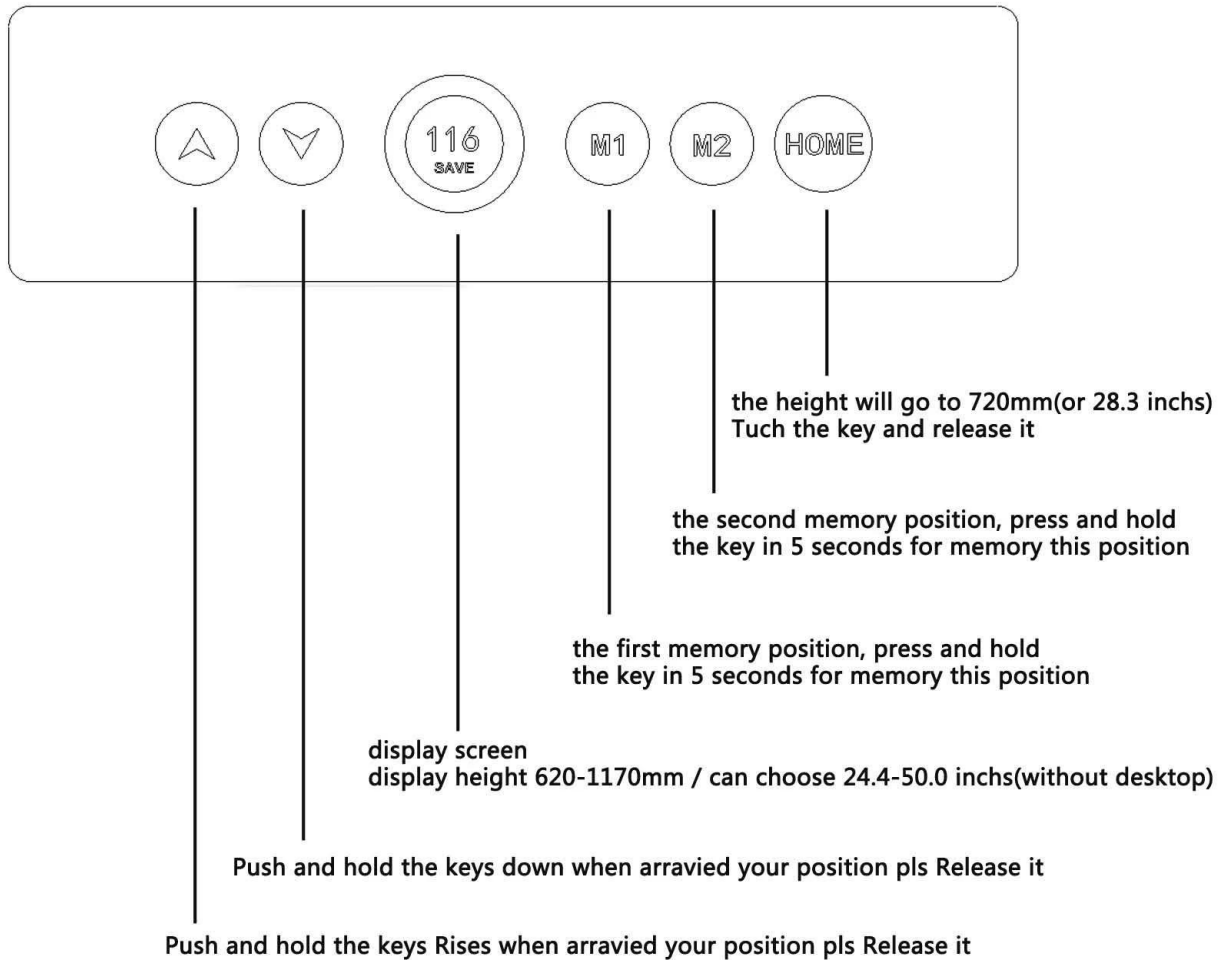
Power connecting 1PCS



Switch 1PCS

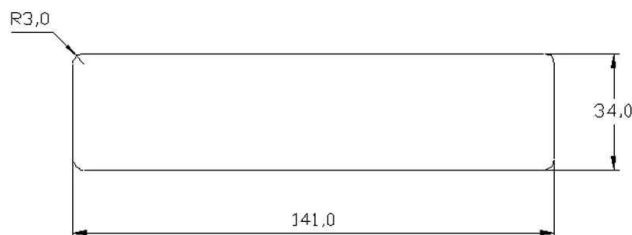
Part drawing

Ergo Zero Console Instruction



Mode of operation

1. Lightly touch up/down button and hold the key to rise and low the desk height
2. Press HOME button quickly release to certain height 720mm(without desktop) to the normal desk height
3. M1,M2 press and hold the key in 5 seconds, and sounds "Bi" just memory this position.
Press and quickly release will arrange your memory position.
4. 30S no touch any button, display screen and all light shot down.
5. After display screen shot down into locked, M1/,M2,HOME can' t use anyway, you should touch up or down frist, it can be use when the display screen light.
6. Installation method have 2 types, if you want to amount on the desktop, The size of the hole should cut at your left or right.



desktop amount type
the hole dimension